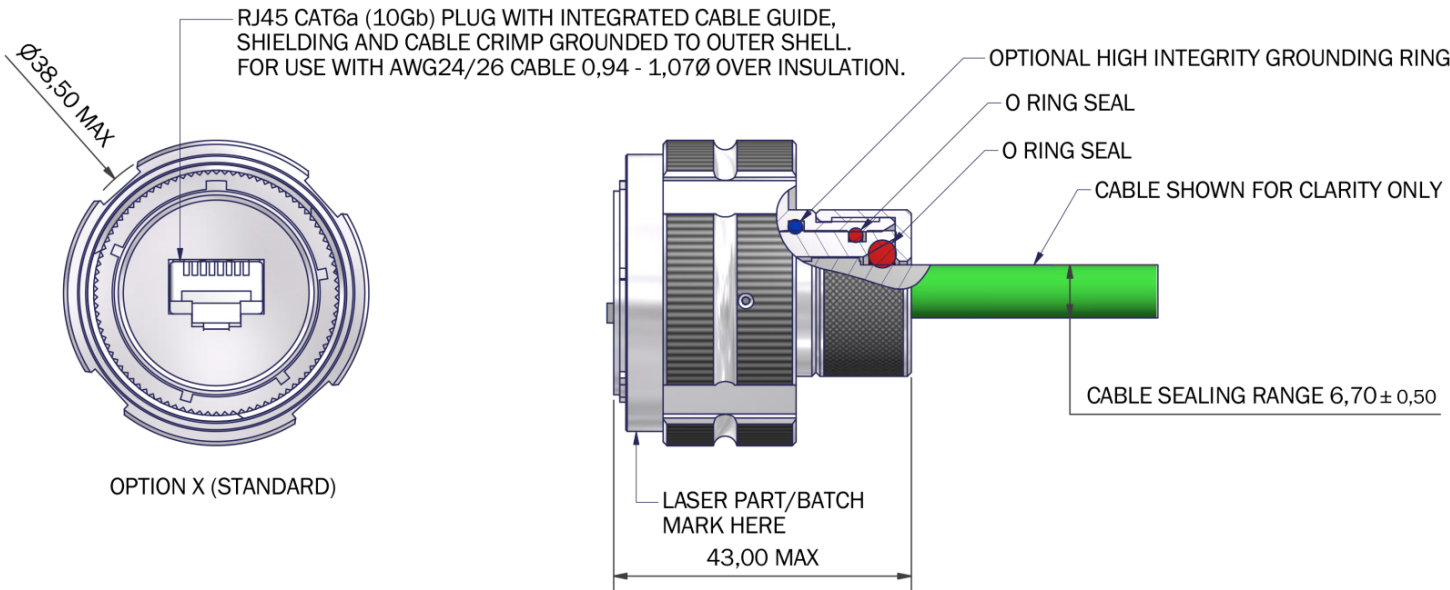
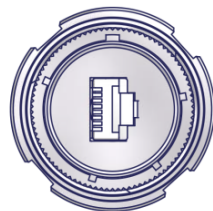


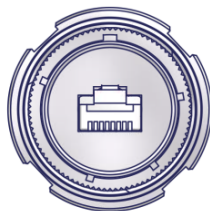
REV.	SCN NO.	REVISIONS	BY	DATE	APVD.
01		PRELIMINARY RELEASE	MGD	09/18/13	



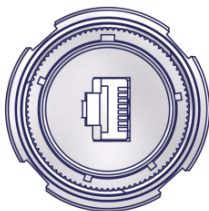
OPTION X (STANDARD)



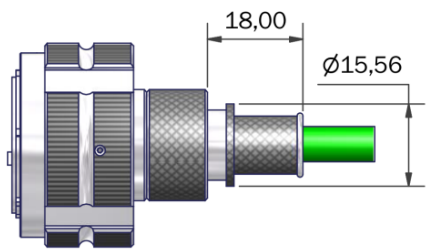
OPTION W



OPTION Y



OPTION Z



BT TERMINATION OPTION  
ORDER BAND SEPARATELY

CODE	MATERIAL / PLATING
1-C	ALUMINIUM / ELECTROLESS NICKEL
1-B	ALUMINIUM / CADMIUM OLIVE DRAB OVER ELECTROLESS NICKEL
1-ZB	ALUMINIUM / ZINC COBALT OLIVE DRAB OVER ELECTROLESS NICKEL
4-J	STAINLESS STEEL / PASSIVATE
2-Z	NICKEL ALUMINIUM BRONZE / SHOT BLAST

LIST NOT EXHAUSTIVE, FOR COMPREHENSIVE LIST AND SPECS, SEE WEBSITE

NOTES  
GENERALLY TO THE REQUIREMENTS OF MIL-DTL-38999  
MATES WITH AMPHENOL RJFTV  
FINISH  
SEE TABLE  
MATERIALS  
RJ45  
CONTACTS SELECTIVE GOLD PLATING  
SHIELDING - NICKEL PLATED BRASS  
BODY - PBT, UL94V-0

SEAL - SILICONE ELASTOMER

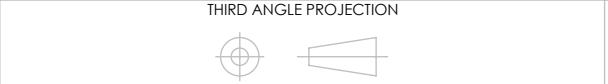
PERFORMANCE  
VOLTAGE RATING 50V DC / 35V AC  
TEMPERATURE -40°C TO +120°C

SERIES ST4D0024(BT)-19NX-1-C(-H)  
TERMINATION STYLE (OMIT FOR STANDARD)  
SHELL SIZE  
KEY ARRANGEMENT (N, A, B, C, D, E)  
INSERT ROTATION (W, X, Y, Z)  
MATERIAL (SEE TABLE)  
PLATING (SEE TABLE)  
HIGH INTEGRITY GROUNDING (OMIT FOR STANDARD)  
PART NUMBER FOR UNGROUNDED VERSION: ST4D0024-19NX-1-C-U

TOLERANCES	DRAWN BY	DATE
.0	M. DECARLO	09/18/13
.00	CHECKED BY	DATE
.000		
.0000	APPROVED BY	DATE
ANGLES		

UNLESS OTHERWISE SPECIFIED ALL DIMENSIONS ARE IN MILLIMETERS.  
ALL DIMENSIONS APPLY AFTER PLATING.

PROPRIETARY INFORMATION  
THIS DOCUMENT CONTAINS PROPRIETARY INFORMATION OF STRAN TECHNOLOGIES AND IS DELIVERED ON THE EXPRESSED CONDITIONS THAT IT IS NOT TO BE DISCLOSED OR REPRODUCED IN WHOLE OR PART, OR USED FOR MANUFACTURING FOR ANYONE OTHER THAN STRAN TECHNOLOGIES WITHOUT ITS WRITTEN CONSENT AND THAT NO RIGHT IS GRANTED TO DISCLOSE OR SO USE ANY INFORMATION CONTAINED IN SAID DOCUMENT.



TITLE  
CONN. ASS'Y,  
CAT6a RJ45  
PLUG

DWG. SIZE	PART NO.	REV.
B	900-0602	01